

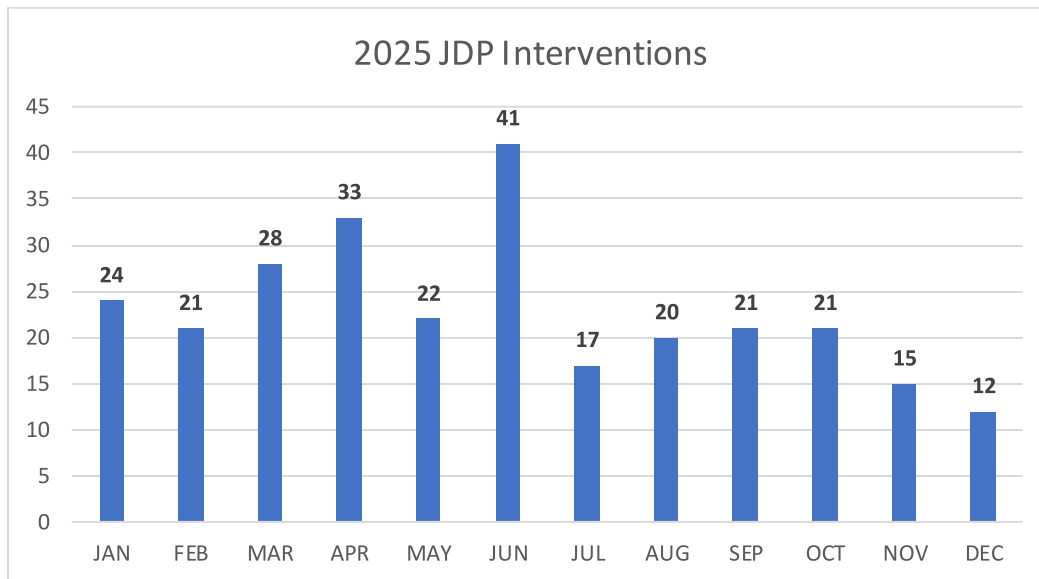
Lowell Co-Response Jail Diversion Program 2025 Annual Report

The Lowell Co-Response Jail Diversion Program (CR-JDP) pairs a specially trained crisis clinician from Advocates Inc. with police officers at the Lowell Police Department. These embedded clinician responds to calls for service and 911 calls with patrol officers providing immediate on-scene de-escalation, assessment, and referrals for individuals in crisis. The primary goal of the Lowell CR-JDP is to re-direct individuals committing non-violent offenses out of the criminal justice system and into more appropriate community-based behavioral health services.

CR-JDP Interventions

On-scene crisis interventions are facilitated through the dual response of police and clinicians to calls for service involving individuals in crisis. Chart 1 represents the **275** individuals referred to the Lowell Co-Response Jail Diversion Program clinicians by Lowell police officers in 2025.

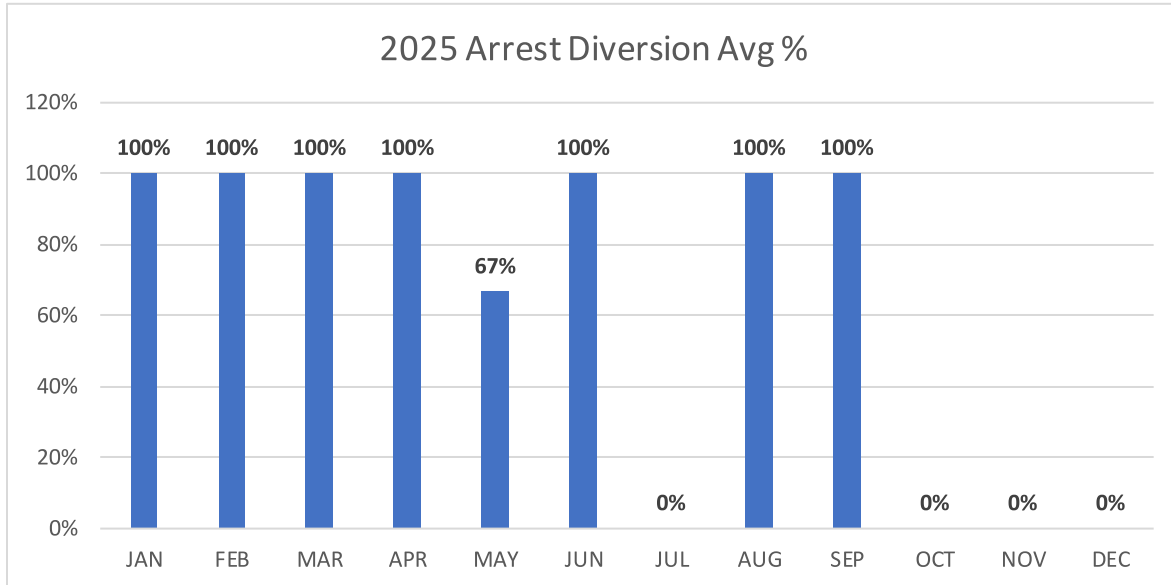
Chart 1: Lowell Co-Response Interventions



Diversions from Arrest

The primary goal of the Lowell Co-Response Jail Diversion Program is to divert low-level offenders away from the criminal justice system and into more appropriate, community-based behavioral health treatment. In 2025, a total of **22** individuals with behavioral health conditions were diverted from arrest by Lowell police officers and into treatment facilitated by the CR-JDP clinician. The average percentage of those eligible for arrest diversion who were diverted is **96%**. Chart 2 represents the percentage of diversions from arrest by month.

Chart 2: Lowell CR-JDP Arrest Diversions

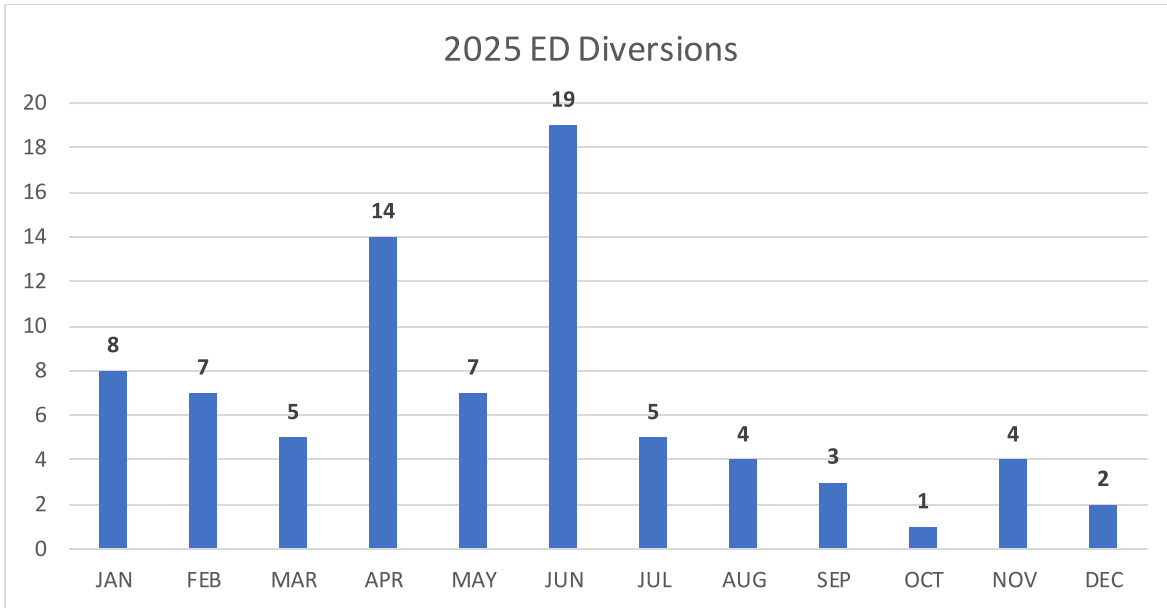


In addition to the benefit of diverting individuals in crisis from arrest, these diversions represent an *estimated* cost savings of **\$157,718*** to the criminal justice system (\$7,169 per arrest event).

Diversions from the Emergency Department

A secondary goal of the Lowell Co-Response Jail Diversion Program is to decrease the frequency of individuals with behavioral health conditions being referred to the hospital emergency department (ED) for psychiatric assessment by Lowell police officers. In 2025, **79** individuals were diverted from unnecessary hospital admissions due to the presence of a CR-JDP clinician on scene to facilitate assessment treatment recommendations. Chart 3 represents the monthly hospital ED diversions facilitated by the Lowell CR-JDP team.

Chart 3: Lowell Emergency Department Diversions



In addition to the benefits of receiving care outside of the hospital, these emergency department diversions represent *estimated* healthcare cost savings of **\$172,852*** (\$2,188 per ED diversion).

Conclusion

Thank you for another successful year of partnership. In 2025, we welcomed and successfully integrated a new clinician into the department, strengthening our capacity to meet program needs and support those we serve. We look forward to continuing this valued partnership in the year ahead and building on our shared commitment to quality, collaboration, and impact.

Combined, estimated cost savings due to arrest and emergency department diversion activity equals **\$330,570***.

Thank you for your partnership!

Report Respectfully Submitted By:
Sheena Mahoney
Director of Clinical Administration
Community Justice Services
smahoney@advocates.org

*Cost-saving formulas represented in this report are cited based on the Massachusetts Department of Mental Health Jail and Arrest Diversion Grant Program FY 2024 Annual Report. The report is available here: <https://www.mass.gov/doc/2024-jail-diversion-annual-report/download>

From Massachusetts Department of Mental Health Jail and Arrest Diversion Grant Program FY 2024 Annual Report:

Estimated Public Safety Costs per Arrest

On average, the cost of police and court activity incurred is calculated at a rate of \$7,169 per arrest (Hunt et al., 2017; Hunt et al., 2019; RAND, 2023).

These projections encompass law enforcement personnel's collective time and expenses, including police officers, judges, public defenders, prosecutors, and support staff, addressing reported crimes. Law enforcement activities, such as responding to scenes, managing crime scenes, investigations, paperwork, interrogations, arrests, and court appearances, contribute to these estimates. Costs include equipment, supplies, fuel, administrative staff, and utilities.

Hunt, P. E., Saunders, J., & Kilmer, B. (2019). Estimates of law enforcement costs by crime type for benefit-cost analyses. Journal of Benefit-cost Analysis, 10(1), 95-123.

Hunt, P., Anderson, J., & Saunders, J. (2017). The price of justice: New national and state level estimates of the judicial and legal costs of crime to taxpayers. American Journal of Criminal Justice, 42, 231-254.

Estimated Health Care Costs per ED Visit

On average, the Emergency Department level of care for mental health assessment/treatment incurs a cost of \$2,188 per day for an individual (Consumer Health Ratings, 2023).

Consumer Health Ratings. (2023). Emergency Room – Typical average cost of EDT visit. <https://consumerhealthratings.com/how-much-does-er-visit-co>